

COVID-19 Survey for Florenceville-Bristol Businesses

Thursday, May 07, 2020

52

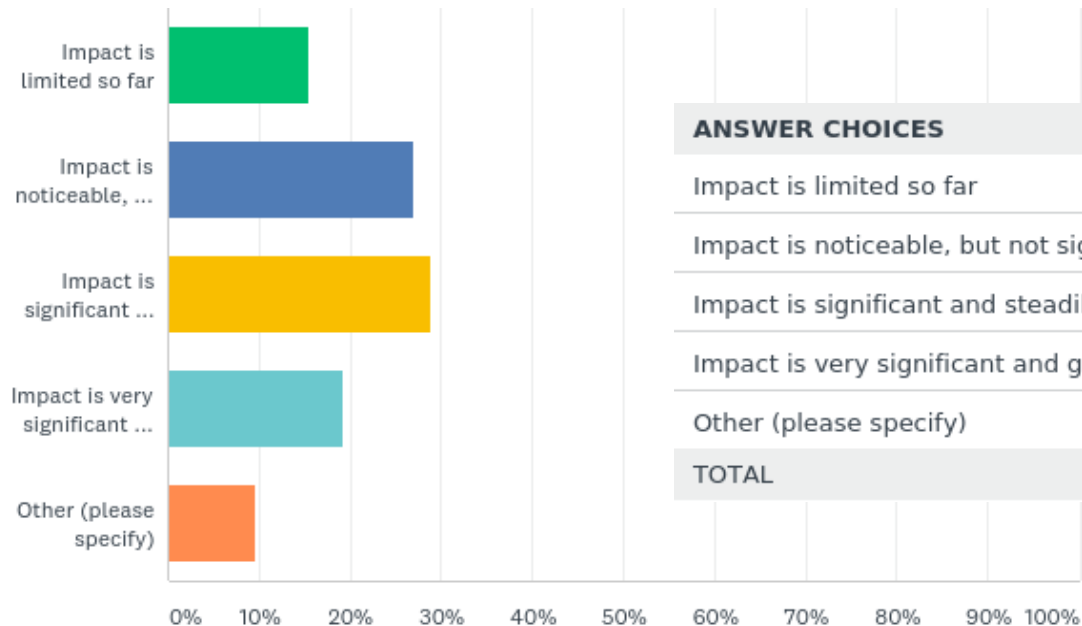
Total Responses

Date Created: Monday, April 27, 2020

Complete Responses: 52

Q1: Which of the following best describes the impact of COVID-19 on your business right now?

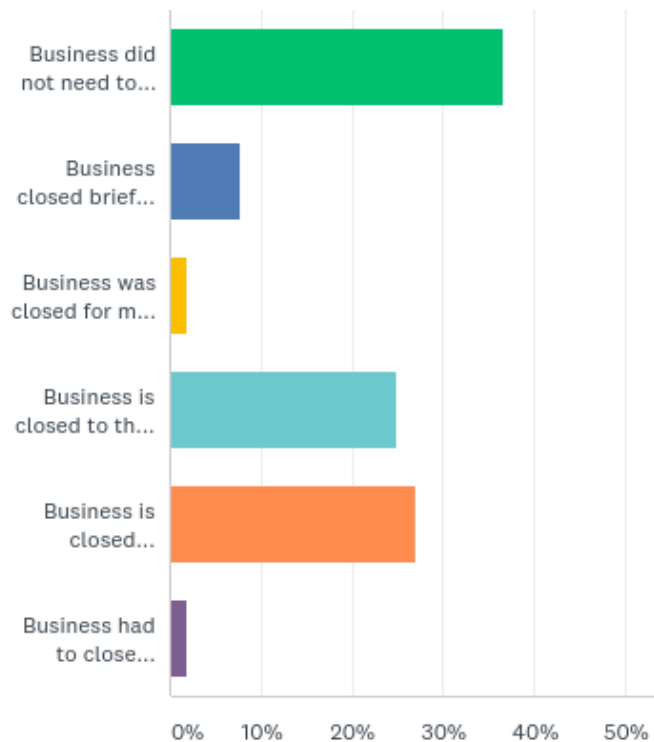
Answered: 52 Skipped: 0



ANSWER CHOICES	RESPONSES
Impact is limited so far	15.38% 8
Impact is noticeable, but not significant	26.92% 14
Impact is significant and steadily increasing	28.85% 15
Impact is very significant and growing fast	19.23% 10
Other (please specify)	9.62% 5
TOTAL	52

Q2: Regarding business closures, please select which best applies.

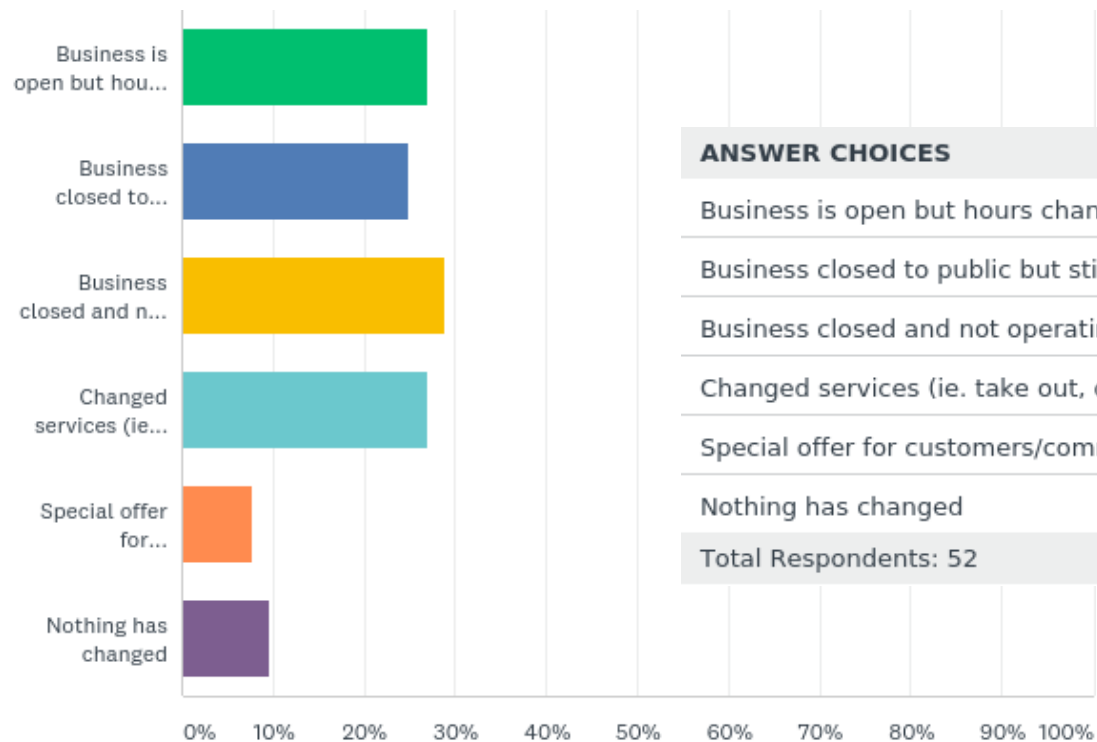
Answered: 52 Skipped: 0



ANSWER CHOICES	RESPONSES
Business did not need to close	36.54% 19
Business closed briefly to make changes in order to comply with Provincial regulations, but was able to reopen	7.69% 4
Business was closed for more than 14 days to comply with Provincial regulations, but was able to reopen	1.92% 1
Business is closed to the public, but we are able to continue product/service delivery by other means (curbside pickup, curbside exchange of documents, etc)	25.00% 13
Business is closed temporarily until the Province approves my sector to reopen	26.92% 14
Business had to close permanently	1.92% 1
TOTAL	52

Q3: How has your business responded to COVID-19? (select all that apply)

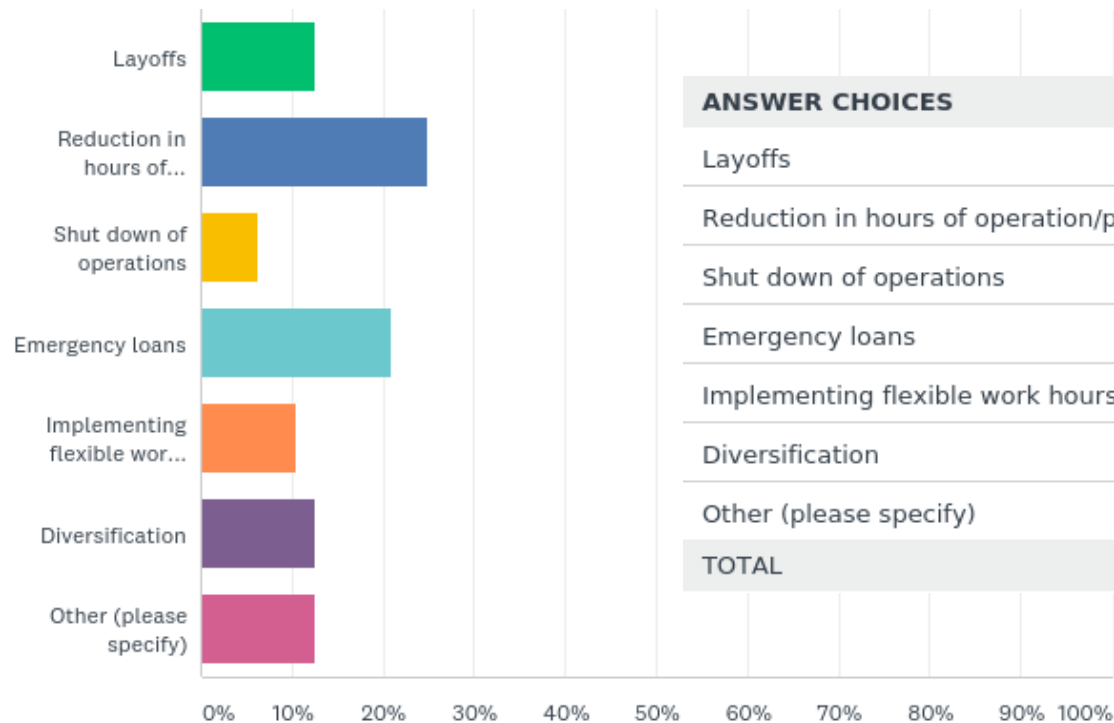
Answered: 52 Skipped: 0



ANSWER CHOICES	RESPONSES	
Business is open but hours changed	26.92%	14
Business closed to public but still operating	25.00%	13
Business closed and not operating	28.85%	15
Changed services (ie. take out, delivery, curbside pickup)	26.92%	14
Special offer for customers/community members	7.69%	4
Nothing has changed	9.62%	5
Total Respondents: 52		

Q4: What measures are you likely to use/need to address the economic impact of the COVID-19 pandemic?

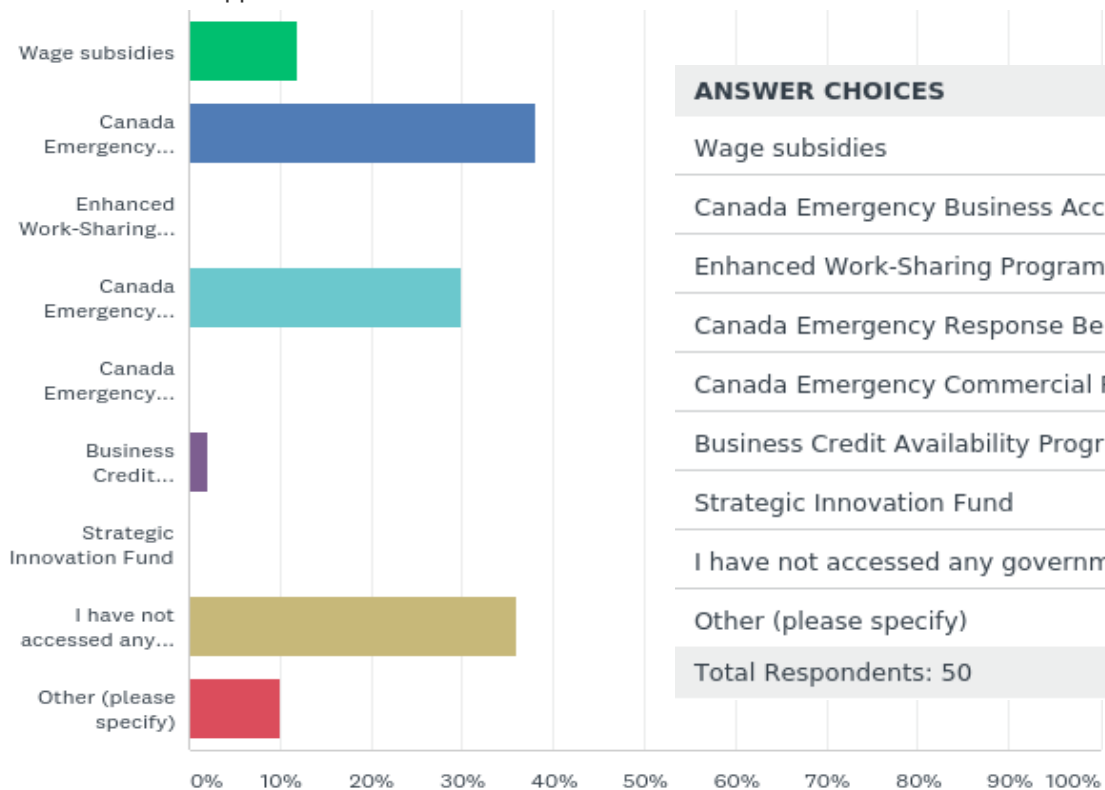
Answered: 48 Skipped: 4



ANSWER CHOICES	RESPONSES	
Layoffs	12.50%	6
Reduction in hours of operation/production	25.00%	12
Shut down of operations	6.25%	3
Emergency loans	20.83%	10
Implementing flexible work hours/work from home options	10.42%	5
Diversification	12.50%	6
Other (please specify)	12.50%	6
TOTAL		48

Q5: Which government supports have you accessed? (check all that apply)

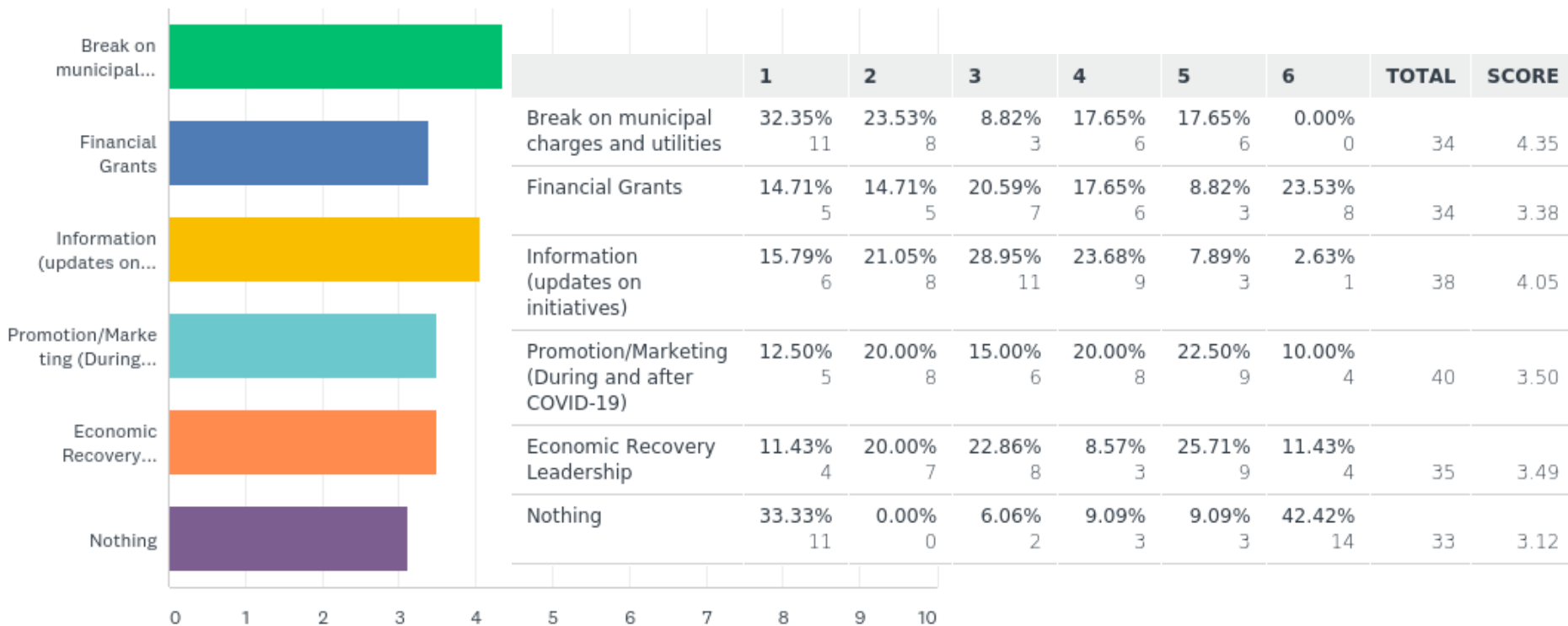
Answered: 50 Skipped: 2



ANSWER CHOICES	RESPONSES	
Wage subsidies	12.00%	6
Canada Emergency Business Account (CEBA)	38.00%	19
Enhanced Work-Sharing Program	0.00%	0
Canada Emergency Response Benefit (CERB)	30.00%	15
Canada Emergency Commercial Rent Assistance	0.00%	0
Business Credit Availability Program (BCAP)	2.00%	1
Strategic Innovation Fund	0.00%	0
I have not accessed any government support.	36.00%	18
Other (please specify)	10.00%	5
Total Respondents: 50		

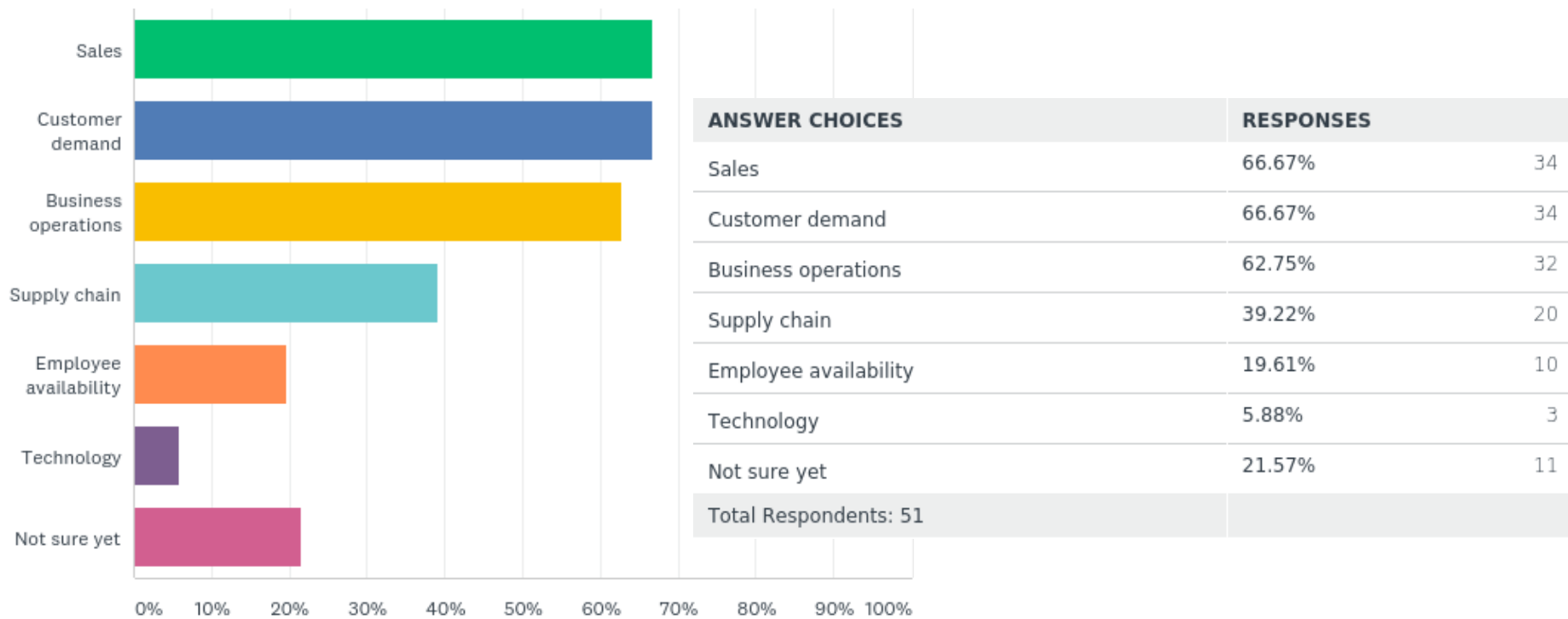
Q7: What do you need from your local municipal governments right now? (ranked by greatest need)

Answered: 45 Skipped: 7



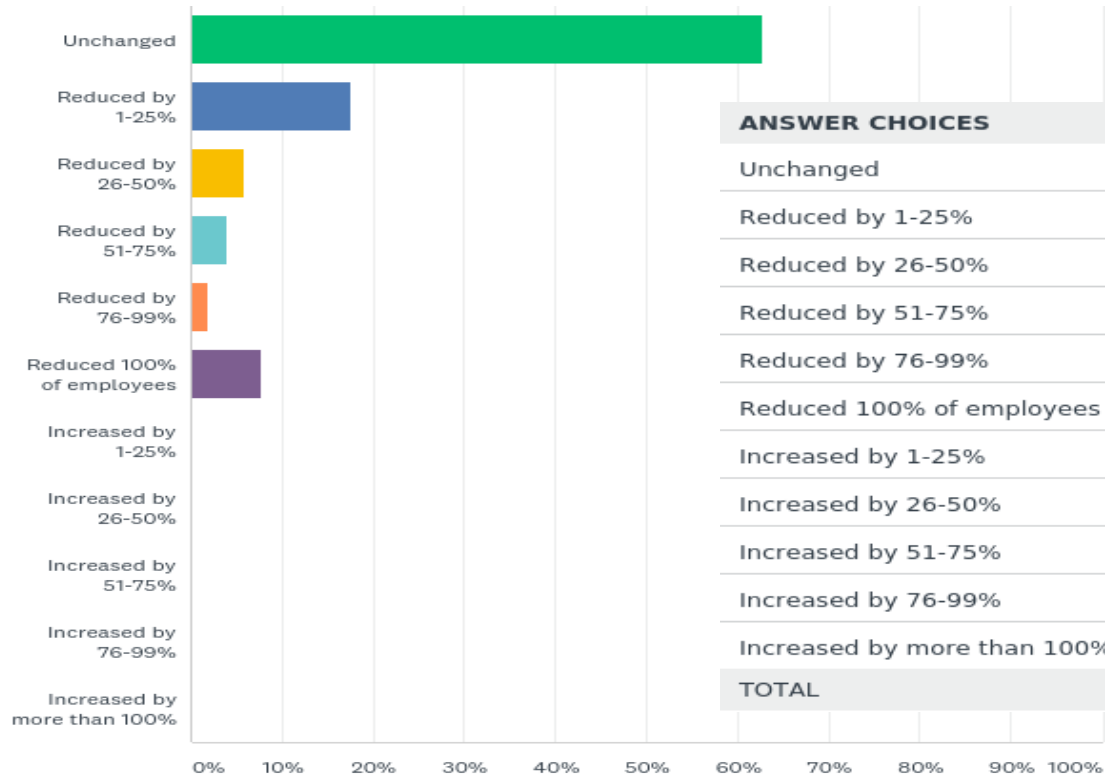
Q8: How has the COVID-19 impacted your operations to date? Check all that apply.

Answered: 51 Skipped: 1



Q9: How does your number of employees prior to COVID-19 compare to today?

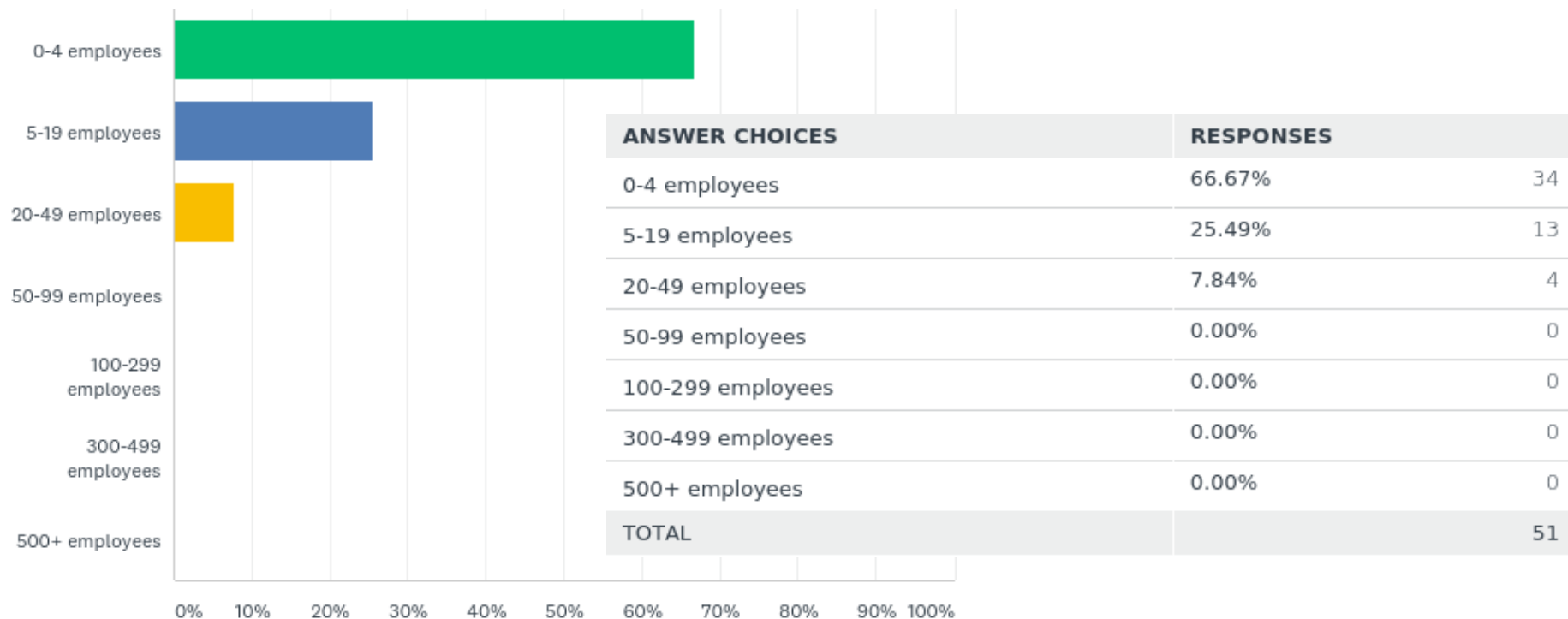
Answered: 51 Skipped: 1



ANSWER CHOICES	RESPONSES
Unchanged	62.75% 32
Reduced by 1-25%	17.65% 9
Reduced by 26-50%	5.88% 3
Reduced by 51-75%	3.92% 2
Reduced by 76-99%	1.96% 1
Reduced 100% of employees	7.84% 4
Increased by 1-25%	0.00% 0
Increased by 26-50%	0.00% 0
Increased by 51-75%	0.00% 0
Increased by 76-99%	0.00% 0
Increased by more than 100%	0.00% 0
TOTAL	51

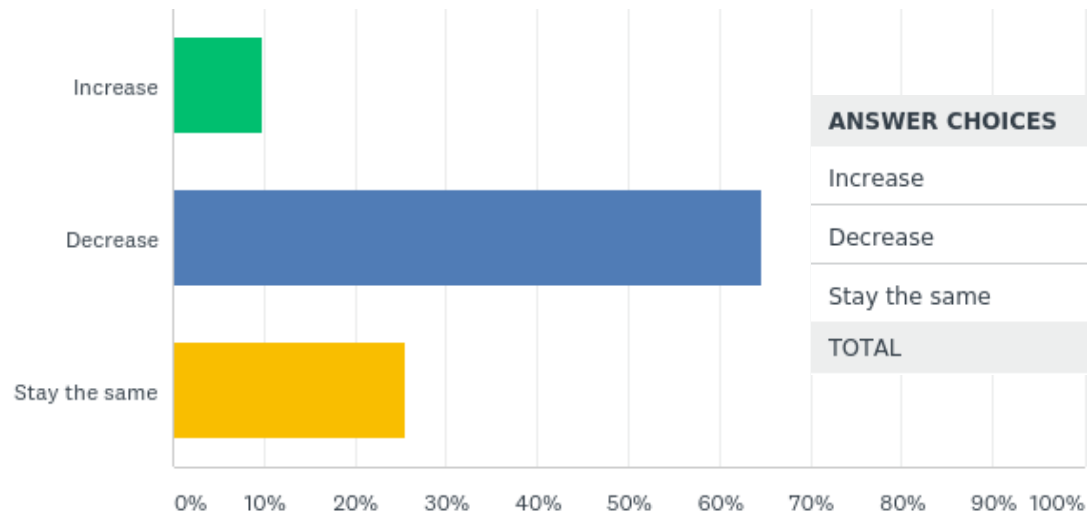
Q10: How many employees do you have today?

Answered: 51 Skipped: 1



Q11: Do you expect your 2020 revenue to increase, decrease or stay the same as you originally forecasted?

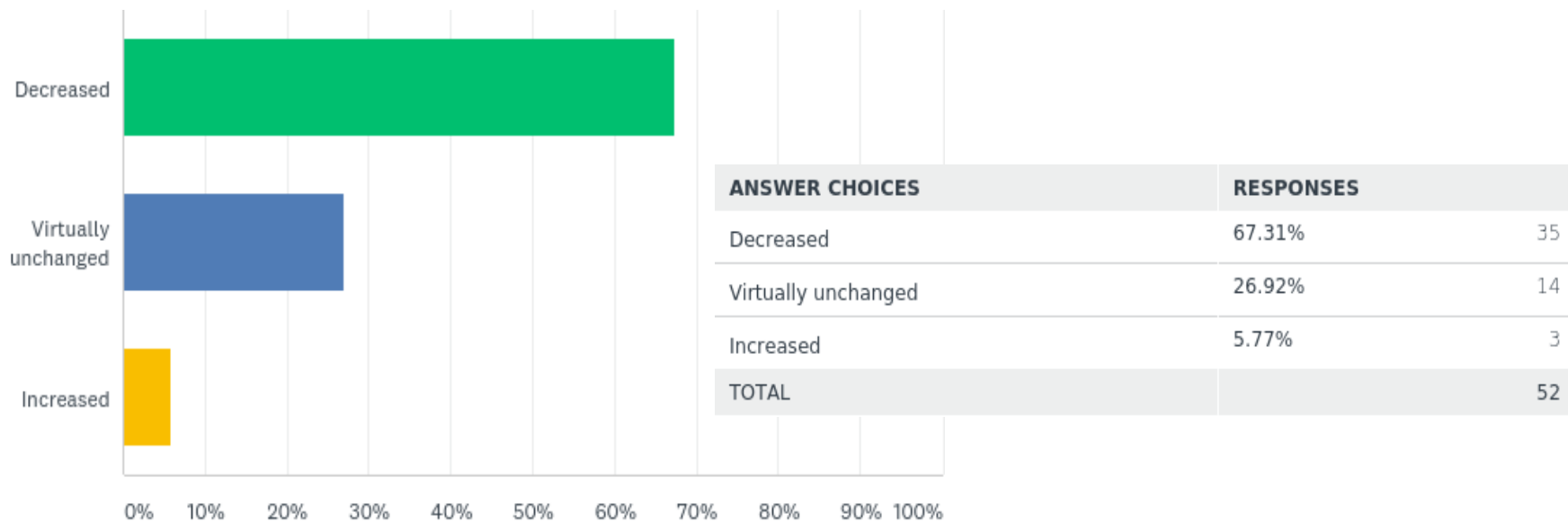
Answered: 51 Skipped: 1



ANSWER CHOICES	RESPONSES
Increase	9.80% 5
Decrease	64.71% 33
Stay the same	25.49% 13
TOTAL	51

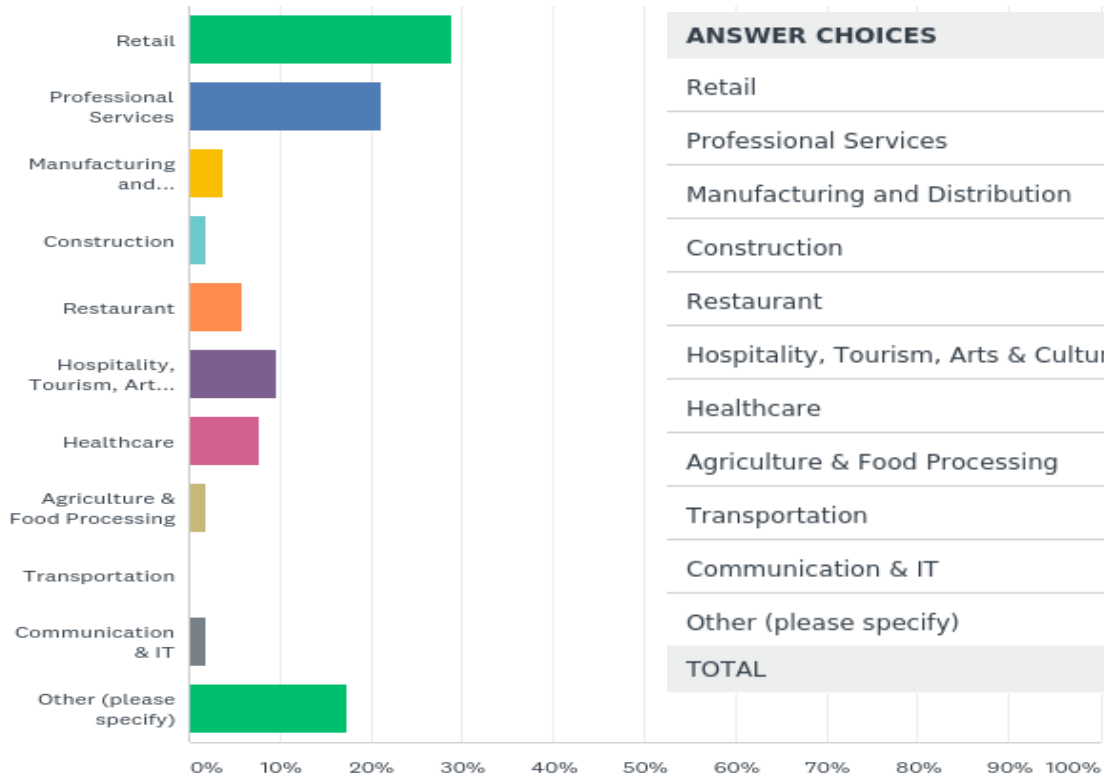
Q12: How do your March and April 2020 revenues compare to the same time last year?

Answered: 52 Skipped: 0



Q13: What industry is your business part of?

Answered: 52 Skipped: 0



ANSWER CHOICES	RESPONSES	
Retail	28.85%	15
Professional Services	21.15%	11
Manufacturing and Distribution	3.85%	2
Construction	1.92%	1
Restaurant	5.77%	3
Hospitality, Tourism, Arts & Culture	9.62%	5
Healthcare	7.69%	4
Agriculture & Food Processing	1.92%	1
Transportation	0.00%	0
Communication & IT	1.92%	1
Other (please specify)	17.31%	9
TOTAL		52

Q14: Do you have Business Interruption insurance coverage?

Answered: 52 Skipped: 0

